



WELDING



WELDING CATALOGUE

2025

MMA Welding



Model	Code	Input 50 / 60 Hz Phases	Voltage (V)	Duty Cycle STAYER 30°C (%)	Maximum current (A)	Generator Recommended (KVA) AVR*	Maximum input consumption (A) I _{1max}	Rutile	Basic	Cellulosic
MINIPRO 100 B	1.3527	1	230	25	100	4	20.4	✓	X	X
CITYWORK 1250 B GE	1.3949	1	230	100	120	5	23.6	✓	✓	X
CITYWORK 1600 B GEK	1.3630	1	230	100	160	7	29	✓	✓	X
SUPERPLUS 120 B GEK	1.3522	1	230	100	120	5	23.4	✓	✓	X
SUPERPLUS 140 GEK	1.2470	1	230	100	140	7	25.1	✓	✓	X
SUPERPLUS 160 B GEK	1.3739	1	230	100	160	7	29	✓	✓	X
SUPERPLUS 200 B GEK	1.3603	1	230	60	200	9	39.2	✓	✓	X
POTENZA 200 GE	2.287	1	230	60	200	9	33	✓	✓	X
POTENZA 200 CEL GEK	2.316	1	230	60	200	9	33	✓	✓	X
POTENZA MAX DIGITAL GEK	1.3434	1	230	45	200	9	33	✓	✓	✓
PROGRESS 160 ADVANCED	1.3704	1	230	100	160	7	29	✓	✓	✓
PROGRESS 200 ADVANCED	1.3706	1	230	60	200	9	39.2	✓	✓	✓
PROGRESS 2021 GEK	1.2668	1	230	100	200	8	39.2	✓	✓	✓
PROGRESS 200 PULSED GE	1.2403	1	230	100	200	8	37	✓	✓	✓
PROGRESS 1700 PFC	1.1542	1	110 / 230	100	170	5.8	35 / 22	✓	✓	✓
PROGRESS 2100 PFC	1.1363	1	110 / 230	100	210	7.2	28.2 / 44	✓	✓	✓
PRO MAX ADVANCED 185 HF	1.3740	1	230	100	185	8	31	✓	✓	✓
PRO MAX ADVANCED 230 HF	1.3742	1	230	100	230	9	48.5	✓	✓	✓
S 250 DV	1.1749	1	230 / 400	60	200 / 250	10	47 / 33	✓	✓	✓
S 400 BT	1.3602	3	400	60	400	20	29	✓	✓	✓



Aluminum	TIG Lift Arc	Máx ø Electrode	PFC	Synergic	VRD	Microprocessor STAYER
X	X	2.5	X	X	X	X
X	X	3.2	X	X	X	✓
X	X	4.0	X	X	X	✓
X	X	3.2	X	X	X	✓
X	X	4.0	X	X	X	✓
X	X	4.0	X	X	X	✓
X	X	5.0	X	X	X	✓
X	✓	5.0	X	X	X	✓
X	✓	5.0	X	X	X	✓
X	✓	5.0	X	✓	✓	✓
X	✓	4.0	X	X	X	✓
X	✓	5.0	X	X	X	✓
✓	✓	5.0	X	✓	✓	✓
✓	✓	5.0	X	✓	✓	✓
✓	✓	5.0	✓	X	✓	✓
✓	✓	6.0	✓	X	✓	✓
X	✓	5.0	X	✓	✓	✓
X	✓	6.0	X	✓	✓	✓
✓	✓	6.0	X	X	X	X
X	✓	8.0	X	X	X	X

* Recommended values using Generators AVR (Automatic Voltage Regulator).:

Minimum values recommended obtained using the welding equipment at minimum performance in a controlled enviroment under specific conditions.

For an optimum tool usage we advise using an AVR generator capable of providing maximum intake KVA for the tool.



VOLTAGE PROTECTION

OVERCONTROL 400

Code 1.1494



VOLTAGE PROTECTION FOR WELDING EQUIPMENTS

The vast majority of welding equipment on the market has a thin **+/-10% protection** margin of voltage rises and downs.

The majority of standard welding equipment has a low protection against peaks and voltage transients.

INVERTER WITH OVERCONTROL

Against peaks of voltage rise and falls due to the overcontrol interposition between power and the equipment.

In the event of a voltage peak, voltage drop or voltage spike, the OVERCONTROL instantly disconnects the welding unit from the mains until 2 seconds after the voltage problem has ended.

TECHNICAL DATA

Rated Voltage	230 50Hz - 400 Hz	V
Rated Amperage	16A RSM sobre voltaje nominal	A
Max. Amperage	40A RSM sobre voltaje nominal	A
Adjustable Protection	L0140-240V / HI240V-400V	V
Fixed Protection	<300V, 50Hz - 400Hz	V
Power intake	50	W
Efficiency	99,98	%
Protection	IP20	
Display Precision	±4	%
Size	11.3 x 12 x 14	cm
Power cable	2.1m / 3 x 25 mm²	
Weight	1.6	kg

- **2 POLES:** Total disconnection, phase and neutral
- **LIMITS:** Adjustable limits UP & DOWNS
- **NO RELAYS:** No mechanical contact

INVERTER MMA 100A

MINIPRO 100 B

Code 1.3527

NEW



SMALL & LIGHTWEIGHT INVERTER WELDING EQUIPMENT FOR COATED ELECTRODES.

- Optimal performance with Rutile electrodes up to ø2,5mm.
- Robust: metal structure, heat protection

Ru

TECHNICAL DATA

Output Power	100	A
Voltage	230	V
Duty Cycle (30°C)	45	%
Electrodes	1.6 - 2.5	mm
Generator use	4 KVA / 230V ±17	
Size	25 x 18 x 11	cm
Weight	2.5	kg
DINSE Connector	3/8" (10 - 25)	ø
Power cable	2m x 1.5 mm²	m
Cable + Earth clamp	1.5m - 10 mm²	
Cable + Electrode clamp	3m - 10 mm²	
Hammer / Brush	✓	

CITYWORK RANGE - INVERTER MMA



CITYWORK 1250 B GE

Code 1.3950

CITYWORK 1250 B GEK

Code 1.3949

CITYWORK 1600 B GEK

Code 1.3630

HIGH PERFORMANCE EQUIPMENT WITH
REDUCED DIMENSIONS



CITYWORK 1250 B GE / GEK

Output Power	120	A
Voltage	230	V
Duty Cycle (30°C)	100	%
Electrodes	1.6 - 3.2	mm
Generator use	5 KVA / 230V ±17%	
Size	25 x 18 x 11	cm
Weight	2.5	kg
DINSE Connector	3/8" (10 - 25)	ø
Power cable	2m x 1.5 mm²	m
Cable + Earth clamp	1.5m - 10 mm²	
Cable + Electrode clamp	3m - 10 mm²	
Hammer / Brush	✓	
Carry Case	✓	

CITYWORK 1600 B GEK

Output Power	160	A
Voltage	230	V
Duty Cycle (30°C)	100	%
Electrodes	1.6 - 4	mm
Generator use	7 KVA / 230V ±17	
Size	25 x 18 x 11	cm
Weight	2.7	kg
DINSE Connector	3/8" (10 - 25)	ø
Power cable	2	m
Cable + Earth clamp	1.5m - 16 mm²	
Cable + Electrode clamp	2.5m - 16 mm²	
Hammer / Brush	✓	
Carry Case	✓	

INVERTER EQUIPMENTS 100% DUTY CYCLE AT 30°C, REDUCED DIMENSIONS & HIGH PERFORMANCE.

- Microprocessor STM 32 F103 with 32 bits high speed response, real time operative system due to the exclusive **STAYER** software.
- Suitable for the following electrodes: **Rutile, Basic, inox, & cast.**
- Easy to use, with **Hot Start** (easy arc ignition), **arc force** (arc stabilization) & **anti stick** (prevents electrodes from sticking).

- Ready for Stabilized generators use, with a voltage input deviation of +/-17%.
- Designed and produced under european regulations 2014/35/UE, 2014/30/UE & 2011/65/EU.

SUPER PLUS RANGE - INVERTER MMA

SUPER PLUS 120 B GEK

Code 1.3522

SUPER PLUS 140 GEK

Code 1.2470

SUPER PLUS 160 B GEK

Code 1.3739


**HIGH PERFORMANCE EQUIPMENT WITH
REDUCED DIMENSIONS**

SUPER PLUS 120 B GEK
SUPER PLUS 140 GEK
SUPER PLUS 160 B GEK

Output Power	120	A
Voltage	230	V
Duty Cycle (30°C)	100	%
Electrodes	1.6 - 3.2	mm
Generator use	5 KVA / 230V ±17%	
Size	23 x 15.5 x 9	cm
Weight	2.5	kg
DINSE Connector	3/8" (10 - 25)	ø
Power cable	2m x 1.5 mm ²	
Cable + Earth clamp	1.5m - 10 mm ²	
Cable + Electrode clamp	2.5m - 10 mm ²	
Hammer / Brush	✓	
Carry Case	✓	

140	A
230	V
100	%
1.6 - 4	mm
7 KVA / 230V ±17%	
24 x 15.5 x 9	cm
3	kg
3/8" (10 - 25)	ø
2m x 1.5 mm ²	
1.5m - 10 mm ²	
2.5m - 10 mm ²	
✓	
✓	

160	A
230	V
100	%
1.6 - 4	mm
7 KVA / 230V ±17%	
25 x 15.5 x 9	cm
3.3	kg
3/8" (10 - 25)	ø
2m x 1.5 mm ²	
1.5m - 16 mm ²	
2.5m - 16 mm ²	
✓	
✓	

INVERTER EQUIPMENT WITH ERGONOMIC GRIP FOR EASY TRANSPORT. PROGRAMED GENERATION MICROPROCESSOR UPDATED IN 2025, PROVIDING STABILITY WITH THE LATEST AND PRECISSION FOR COATED ELECTRODE WELDING.

- High quality components, reinforced ventilation, & exclusive STAYER software for best performance.
- **Latest generation IGBTs**, oversized condensers & enhanced heat dissipation to reach maximum performance with reduced dimensions.
- Compact & tough design, reinforced structure protected against hits.

- Suitable for the following electrodes: **Rutile, Basic, inox & cast**.
- Easy to use, with **Hot Start** (easy arc ignition), **arc force** (arc stabilization) & **anti stick** (prevents electrodes from sticking).
- Ready for Stabilized generators use, with a voltage input deviation of +/-17%.
- Designed and produced under european regulations 2014/35/UE, 2014/30/EU & 2011/65/EU.

SUPER PLUS RANGE - INVERTER MMA - 200A

SUPER PLUS 200 B GEK
Code 1.3603



TECHNICAL DATA

Output Power	200	A
Voltage	230	V
Duty Cycle (30°C)	60	%
Electrodes	1.6 - 5	mm
Generator use	9 KVA / 230V ±17%	
Size	30 x 20 x 13	cm
Weight	3.8	kg
DINSE Connector	1/2" (35 - 50)	ø
Power cable	2m x 2.5 mm²	
Cable + Earth clamp	1.5m - 25 mm²	
Cable + Electrode clamp	2.5m - 25 mm²	
Hammer / Brush	✓	

THE MOST POWERFUL INVERTER OF
THE SUPER PLUS RANGE.

200 Amps, compact design. Includes the latest generation microprocessor, updated in 2025, which provides stability and precision for coated electrode welding.



POTENZA RANGE - INVERTER MMA

POTENZA 200 GE (without Carry Case)

Code 2.287

POTENZA 200 GEK

Code 2.316



TECHNICAL DATA

Output Power	200	A
Voltage	230	V
Duty Cycle (30°C)	60	%
Electrodes	1.6 - 5	mm
Generator use	9 KVA / 230V ±17%	
Size	42 x 30 x 14	cm
Weight	6	kg
DINSE Connector	1/2" (35 - 50)	ø
Power cable	2m x 2.5 mm ²	
Cable + Earth clamp	2m - 25 mm ²	
Cable + Electrode clamp	3m - 25 mm ²	
Hammer / Brush	Only POTENZA 200 GEK	
Carry Case	Only POTENZA 200 GEK	

200 AMPERES HIGH PERFORMANCE INVERTER EQUIPMENT, WITH QUALITY COMPONENTS THAT GUARANTEE MAXIMUM ROBUSTNESS & WELDING PRECISION.

- 60% duty cycle.
- Protected against overheating and voltage variations.
- Suitable for 5mm electrodes. Rutile, Basic, Cellulosic, inox, high performance & cast.
- Microprocessor 32 bits, including STAYER intelligent control software.

- Great response due to latest generation IGBTs & updated software.
- DINSE 1/2" connectors for maximum power output
- Easy to use, with **Hot Start** (easy arc ignition), **arc force** (for a stable arc) & **anti stick** (to prevent electrodes from sticking).
- Ready for Stabilized generators, with a voltage input deviation of +/-17%.

POTENZA RANGE - INVERTER MMA - 200A

POTENZA MAX DIGITAL GEK

Code 1.3434



200 AMPERE INVERTER.

- Digital display
- Ergonomic handle
- Easy to use, Synergic.
- Fashion design.

TECHNICAL DATA

Output Power	200	A
Voltage	230	V
Duty Cycle (30°C)	45	%
Electrodes	1.6 - 5	mm
Generator use	9 KVA / 230V ±17%	
Size	30 x 20 x 13	cm
Weight	4.8	kg
DINSE Connector	1/2" (35 - 50)	ø
Power cable	2m x 2.5 mm ²	
Cable + Earth clamp	1.5m - 25 mm ²	
Cable + Electrode clamp	2.5m - 25 mm ²	
Hammer / Brush	✓	

PROGRESS RANGE - ADVANCED**PROGRESS 160 ADVANCED**

Code 1.3704

ELECTRODE HOLDER 4-PIN
CONNECTION.**PROGRESS 200 ADVANCED**

Code 1.3706

**NEW**

• AMPERAGE REGULATOR

• ELECTRODE HOLDER CLAMP,
4 METERS LENGTH.**PROGRESS 160 ADVANCED**

Output Power	160	A
Voltage	230	V
Duty Cycle (30°C)	100	%
Electrodes	1.6 - 4	mm
Generator use	7 KVA / 230V ±17%	
Size	33 x 18 x 11	cm
Weight	3	kg
DINSE Connector	3/8" (10 - 25)	ø
Power cable	1.8	m
Cable + Earth clamp	1.5m - 16mm²	
Cable + Electrode clamp	4	m

PROGRESS 200 ADVANCED

Output Power	200	A
Voltage	230	V
Duty Cycle (30°C)	60	%
Electrodes	1.6 - 5	mm
Generator use	9 KVA / 230V ±17%	
Size	33 x 19 x 14	cm
Weight	4	kg
DINSE Connector	1/2" (35 - 50)	ø
Power cable	1.3	m
Cable + Earth clamp	1.5m - 25 mm²	
Cable + Electrode clamp	4	m

NEW IN THE PROFESSIONAL RANGE OF PROGRESS INVERTERS

The **PROGRESS 160 / 200 ADVANCED** units offer professional coated electrode MMA welding and feature the innovative welding current control by means of a regulator on the electrode holder.

The wireless current regulator is located in the ergonomically positioned electrode holder handle for comfortable and precise control of the welding power.

Maximum efficiency with up to **100% duty cycle** in a compact size.

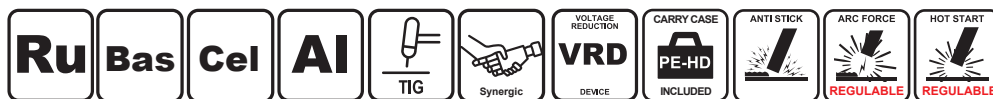
Stability and quality of the welding arc thanks to the intelligent **STAYER** control software.

Easy to use, with improved automatic regulation of **ARC FORCE** (maintains arc continuity), **ANTI STICK** (prevents electrodes from sticking) and **HOT START** (easy arc starting).

PROGRESS RANGE - INVERTER MMA - 200A

PROGRESS 2021 GEK

Code 1.2668



**SPECIALLY
DESIGNED FOR
ALUMINUM**

TECHNICAL DATA

Output Power	200	A
Voltage	230	V
Duty Cycle (30°C)	100	%
Electrodes	1.6 - 5.0	mm
Generator use	9 KVA / 230V $\pm 17\%$	
Size	36 x 24 x 14	cm
Weight	5	kg
DINSE Connector	1/2" (35 - 50)	ø
Power cable	2m x 2.5 mm ²	
Cable + Earth clamp	1.5m - 25 mm ²	
Cable + Electrode clamp	2.5m - 25 mm ²	
Hammer / Brush	✓	
Carry Case	✓	



200 AMPERES SUPERIOR WELDING EQUIPMENT, WITH ELECTRONIC SYNERGIC SETTINGS FOR ALL KIND OF ELECTRODES, SPECIALLY ALUMINUM & TIG LIFT ARC WITH INTELLIGENT SETTINGS.

OPTIMAL PERFORMANCE WITH ALL TYPES OF ELECTRODES

Amperage range set according to selected electrode diameter.

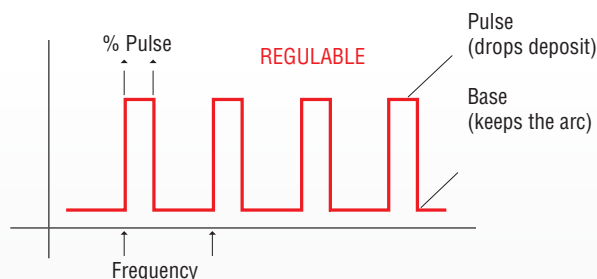

- Synergic configuration based on electrode diameter up to 5mm. Suitable for all kind of electrodes.
- 4 diode bridges, for greater stability and power.
- Latest generation components, max quality IGBTs & internal enhanced design with improved silent cooling.
- Control panel managed by STAYER software.
- Synergic TIG PRO intelligent mode, connecting a TIG torch the group is set to TIG Lift Arc with clean quality arcing.
- Special for Aluminum electrodes.

- Adjustable VRD, Voltage Reduction Device to maintain safety on the group connectors according to IEC 60974, reducing voltage in damp and saline environments.
- Incremental Arc Force & Hot Start regulation for all types of coated electrodes.
- Intelligent Anti Stick programmed with STAYER software.
- Designed and produced under european regulations 2014/35/UE, 2014/30/EU & 2011/65/EU.
- Ready for Stabilized generators use, with a voltage input deviation of +/-17%.

PROGRESS RANGE - INVERTER MMA - 200A

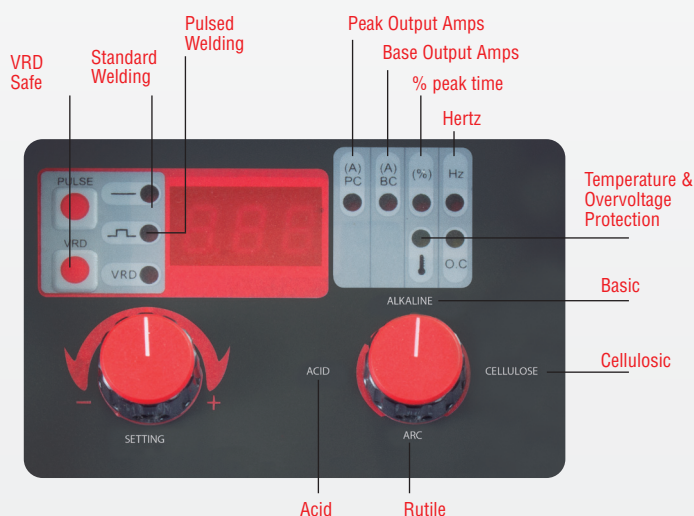
PROGRESS 200 PULSED GE

Code 1.2403



OPTIMAL PERFORMANCE ON THIN SHEETS AND VERTICAL POSITION

REPROGRAMMABLE FOR ALL ELECTRODE TYPES



TECHNICAL DATA

Output Power	200	A
Voltage	230	V
Duty Cycle (30°C)	100	%
Electrodes	1.6 - 5.0	mm
Generator use	9 KVA / 230V ±17%	
Size	42 x 27 x 16	cm
Weight	6	kg
DINSE Connector	1/2" (35 - 50)	ø
Power cable	2m x 2.5 mm²	
Cable + Earth clamp	1.5m - 25 mm²	
Cable + Electrode clamp	2.5m - 25 mm²	
Hammer / Brush	✓	

SUPERIOR WELDING EQUIPMENT WITH 200 AMPERES, SPECIAL FOR THIN WELDING & DIFFERENT WELDING POSITIONS DUE TO THE PULSED MODE.

- Suitable for all kind of electrodes, including aluminum.
- Suitable for any kind of maintenance, construction and steel structures fields work.
- Professional advanced settings with **2 Features**:
- **Pulsed welding**: Allows thin thickness metal sheets welding in requested positions such as vertically, above heads and tubes (all ASME 3G, 4G and 5G). This is possible to the pulsed arc system where a base-current is used to keep the arc stability. Also, a peak current for metal droplets deposition. Depending on each work, the

base, current peak, percentage of time of every phase and the operating frequency are adjusted.

- **Electrode settings** grants the best performance on **Rutile, Basic, Cellulosic, aluminum, inox, cast, high performance, etc.**
- **Synergic TIG PRO intelligent** mode, connecting a TIG torch the group is set to TIG Lift Arc with clean quality arcing.
- Easy to use, with **Hot Start** (easy arc ignition), **arc force** (arc stabilization) & **anti stick** (prevents electrodes from sticking).
- Reinforced internal structure for a robust group
- **Microprocessor 32 bits**, Oversized ON-OFF switch **63 A**; fast IGBTs with heat dissipation, Soft Start relay.
- Adjustable VRD, Voltage Reduction Device to

maintain safety on the group connectors according to IEC 60974, reducing voltage in damp and saline environments.

- Designed and produced under european regulations 2014/35/UE, 2014/30/EU & 2011/65/EU.
- Ready for Stabilized generators use, with a voltage input deviation of +/-17%.

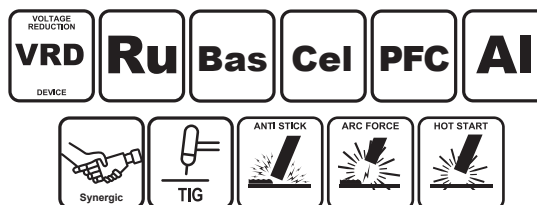
PROGRESS PFC RANGE

PROGRESS 1700 PFC

Code 1.1542

PROGRESS 2100 PFC

Code 1.1363



100% duty cycle
at 30°C

SOFT START FAN

- SUITABLE FOR GREAT LENGTH EXTENSION
CABLES: 250 MTS - 4 MM² / 500 MTS - 6 MM²

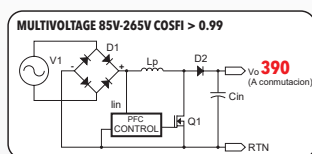
MULTI-VOLTAGE

- Support 85 to 265 v
- Energy savings up to 50%.
- TIG Lift Arc.
- Arc Force Professional.
- Silent fan

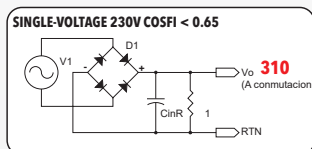
Correction Factor



WITH PFC STAYER



WITHOUT PFC



MULTI-VOLTAGE EQUIPMENT WITH LOW POWER CONSUMPTION AND ADVANCED TECHNOLOGY

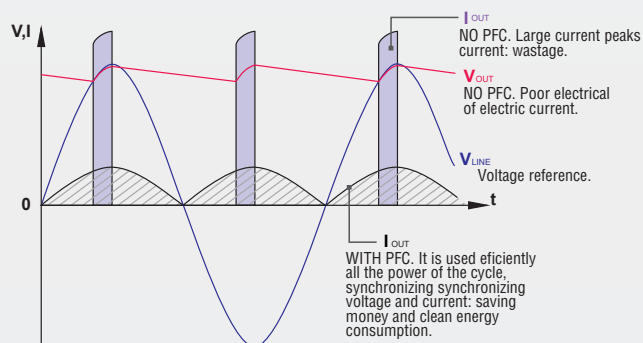
PROGRESS 1700 PFC

110V Intensity	130	A
230V Intensity	170	A
Voltage	85 - 265	V
Voltage Max. Power	180 - 265	V
Generator	6	KVA
Duty Cycle (30°C)	100	%
Max. electrode	5	mm
Weight	6.4	Kg
Carry Case (K)	✓	
DINSE Connector	1/2" (35/50)	ø
Power cable	3 m x 2.5 mm ²	mm
Cable + Earth clamp	2 m - 25 mm ²	mm
Cable + Electrode clamp	2 m - 25 mm ²	mm
Hammer / Brush	✓	

PROGRESS 2100 PFC

110V Intensity	160	A
230V Intensity	210	A
Voltage	85 - 265	V
Voltage Max. Power	180 - 265	V
Generator	7.2	KVA
Duty Cycle (30°C)	100	%
Max. electrode	6	mm
Weight	8.4	Kg
Carry Case (K)	✓	
DINSE Connector	1/2" (35/50)	ø
Power cable	3 m x 3.0 mm ²	mm
Cable + Earth clamp	2 m - 25 mm ²	mm
Cable + Electrode clamp	2 m - 25 mm ²	mm
Hammer / Brush	✓	

- Able to work with overvoltage and voltage drops.
- Connectable to long extension cables: 250mts - 4mm² section / 500mts - 6,0mm² section.
- Ideal for use with generator.
- Silent and clean fan. Less dirt entry and saving of electric consumption.
- Programmed to weld with all electrodes, including: **Basic, Aluminum, cast iron, Cellulosic, high performance, INOX and Rutile.**
- VRD: Low voltage in vacuum at 16Vcd for welding in humid environments.
- Lift Arc TIG welding process with contact.

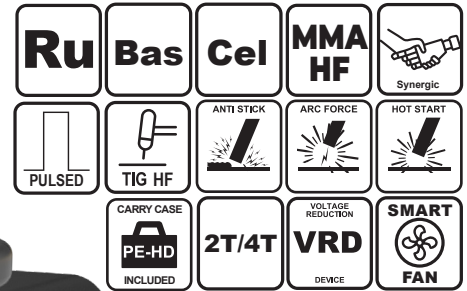


PROMAX RANGE - INVERTER MMA 185A / 230A**PRO MAX ADVANCED 185 HIGH FREQUENCY**

Code 1.3740

PRO MAX ADVANCED 230 HIGH FREQUENCY

Code 1.3742

**NEW**

High Frequency Welding
(without contact)
MMA Y TIG HF

DUTY CYCLE
100%

Modes:
MMA
MMA PULSED HF
MMA SYNERGIC HF
TIG PULSED HF
TIG HF

PRO MAX ADVANCED 185 HF

Output Power	185	A
Voltage	230	V
Duty Cycle (30°C)	100	%
Coated electrodes	1.6 - 5	mm
Electrodes Tungsteno	1.6 - 2.4	ø
Generator use	8 KVA / 230V ±17%	
Size	43 x 27 x 17	cm
Weight	5.6	kg
DINSE Connector	1/2" (35- 50)	ø
Power cable	2	m
Cable + Earth clamp	1.5m - 32 mm²	
Cable + Electrode clamp	HF 4m - 32 mm²	

PRO MAX ADVANCED 230 HF

Output Power	230	A
Voltage	230	V
Duty Cycle (30°C)	100	%
Coated electrodes	1.6 - 6	mm
Electrodes Tungsteno	1.6 - 3.2	ø
Generator use	9 KVA / 230V ±17%	
Size	43 x 27 x 17	cm
Weight	6.3	kg
DINSE Connector	1/2" (35- 50)	ø
Power cable	2	m
Cable + Earth clamp	1.5m - 32 mm²	
Cable + Electrode clamp	HF 4m - 32 mm²	m

INVERTER WELDING EQUIPMENT FOR COATED ELECTRODE WITH HIGH FREQUENCY, SYNERGIC AND PULSED.

-UNIQUE EQUIPMENT IN THE MARKET, WELDING WITH ELECTRODE IN HIGH FREQUENCY, IT IS NOT NECESSARY TO SCRAPE THE ELECTRODE TO START THE WELDING.

Professional duty factor: 100% with air at 30°C.

- Includes electrode holder with power regulator and high frequency control in 2T / 4T modes and cable length 4m.

- Premium performance compared to similar models from other brands: 230A continuous, no-load voltage =78Vdc.

- Incorporates professional active cooling system with intelligent fan.

- In MMA stick electrode welding there are 3 modes:

- **MMA PULSED**, with adjustable pulse frequency between 10 Hz and 40 Hz, HF high frequency starting and 2T / 4T control.

- **MMA Synergic**, selecting the diameter of the electrode, the equipment adjusts

automatically, HF high frequency start and 2T / 4T control.

- **MMA**, traditional electrode inverter mode for use with any electrode holder clamp.

- **PULSED TIG**, with adjustable pulse frequency between 10 Hz and 40 Hz, high frequency HF start and 2T / 4T control. Suitable for thin welding.

- **TIG**, TIG welding with high frequency HF start and 2T / 4T control.

- Fully safety-ready equipment with stabilised generators.

- Solid construction according to European specifications 2011/65/EU, 2014/35/EU, 2014/30/EU and IEC 60974.

- Pulsed type welding for thin sheets up to 1mm:

MMA Pulsed from 40 Ampere

TIG Pulsed from 15 Ampere (possibility to use electrode in this mode)

- Optimum welding for rutile, basic, cellulosic, stainless steel, molten, high performance electrodes...

INVERTER MMA DUAL VOLTAGE - SINGLE & TRIPHASIC - 200A/250A
S 250 DV

Code 1.1749


TECHNICAL DATA

Output Power	200 / 250	A
Voltage	230 / 400	V
Duty Cycle (30°C)	60	%
Electrodes	1.6 - 6.0	mm
Generator use	10 KVA / 230V ±17%	
Size	48 x 39 x 23	cm
Weight	18	kg
DINSE Connector	1/2" (35 - 50)	ø
Power cable	2m x 2.5 mm ²	
Cable + Earth clamp	2m - 25 mm ²	
Cable + Electrode clamp	2.5m - 25 mm ²	

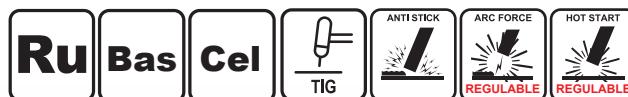
INDUSTRIAL WELDING EQUIPMENT FOR 230VAC & 400VAC.

- High quality welding on all materials.
- **Electrodes up to ø 6mm including Aluminum and Cellulosic.**
- Excellent results in **TIG Lift Arc** welding.
- Easy to use, **hot start** (easy arc ignition), **arc force** (arc stabilization) and **anti stick** (prevents the electrode from sticking) automatically configured by **STAYER** software.

- Designed and produced under european regulations 2014/35/UE, 2014/30/EU & 2011/65/EU.
- Ready for Stabilized generators use, with a voltage input deviation of +/-17%.

INVERTER MMA TRIPHASIC - 400A
S 400 BT

Code 1.3602


TECHNICAL DATA













Output Power	400	A
Voltage	3 ph 400	V
Duty Cycle (30°C)	60	%
Electrodes	1.6 - 8	mm
Generator use	20 KVA / 230V ±17%	
Size	63 x 47 x 33	cm
Weight	23	kg
DINSE Connector	1/2" (35 - 50)	ø
Power cable	2	m
Cable + Earth clamp	3m - 50 mm ²	
Cable + Electrode clamp	3m - 50 mm ²	

INDUSTRIAL WELDING EQUIPMENT FOR HIGH DEMAND & HEAVY DUTY ENVIROMENTS.

- **Welding of electrodes up to ø 8mm.**
- Adjustable **Arc Force** and **Hot Start** settings for optimum performance.
- Easy to use, it has **hot start** (easy arc ignition), **arc force** (arc stabilization) and **anti stick** (prevents the electrode from sticking) automatically configured by **STAYER** software.

- High quality: Double structure 100% metal for heavy duty work, wheels, and components made of steel.
- Designed and produced under european regulations 2014/35/UE, 2014/30/EU & 2011/65/EU.
- Ready for Stabilized generators use, with a voltage input deviation of +/-17%.

Dual Voltage

	Model	CITYWORK 100 LV	CITYWORK 160 DV		CITYWORK 200 DV		POTENZA 200 BITENSIÓN		PROMATIG 170 HF DV		FLUX 131 DV		MIG 200 DV	
	Code	1.3713	1.3714		1.3715		2.318		1.3385		1.3859		1.3716	
	Input 50 / 60 Hz Phases	1	1	1	1	1	1	1	1	1	1	1	1	1
	Voltage (V)	230	110	230	110	230	110	230	110	230	110	230	110	230
	Duty Cycle STAYER 30°C (%)	30	100	100	100	100	100	60	100	100	100	60	100	60
	Max. Current (A)	100	120	160	140	200	160	210	140	170	120	130	130	200
	Max. intake (KVA)	5	5	7	6	8	7	9	6	7	6	7	6	9
	Recommended Generator (AVR)*	7	7	9	7	9	7	9	7	7	7	7	7	7
	Polaridad	DC	DC	DC	DC	DC	DC	DC	DC	DC	DC	DC	DC	DC
	Aluminum	X	X	X	X	X	X	X	X	X	X	X	X	X
	Coated Electrodes (MMA)	✓	✓	✓	✓	✓	✓	✓	✓	✓	✓	✓	✓	✓
	TIG HF (High Frequency no contact)	X	X	X	X	X	X	X	✓	✓	X	X	X	X
	FLUX CORE (Hollow thread)	X	X	X	X	X	X	X	✓	✓	X	X	✓	✓
	Max Ø Electrode Tugnsten	X	2	2.4	2	2.4	2.4	2.4	2.4	2.4	2	2	2	2.4

* Recommended values using Generators AVR (Automatic Voltage Regulator).

Minimum values recommended obtained using the welding equipment at minimum performance in a controlled enviroment under specific conditions.

CITYWORK 100 LV

CITYWORK 100 LV

Code 1.3713

NEW



TECHNICAL DATA

Output Power	100	A
Voltage	110	V
Duty Cycle (30°C)	30	%
Electrodes	1.6 - 2.5	mm
Generator use	5 KVA / 110V ±17%	
Size	30 x 21 x 12	cm
Weight	2.7	kg
DINSE Connector	3/8" (10 - 25)	ø
Power cable	2m x 2 mm²	
Cable + Earth clamp	1m - 10 mm²	
Cable + Electrode clamp	1.5m - 10 mm²	

CITYWORK 160 DV / 200 DV Bitension

NEW



CITYWORK 160 DV CITYWORK 200 DV

Code 1.3714

Code 1.3715

	110V	230V		110V	230V	
Output Power	120	160	A	140	200	A
Voltage	110	230	V	110	230	V
Duty Cycle (30°C)	100	100	%	100	100	%
Electrodes	1.6 - 3.25	1.6 - 4.0	mm	1.6 - 3.25	1.6 - 5.0	mm
Generator use	5 KVA ±17%	7 KVA ±17%		6 KVA ±17%	8 KVA ±17%	
Size	36 x 27 x 15		cm	36 x 27 x 15		cm
Weight	3.9		kg	3.9		kg
DINSE Connector	3/8" (10 - 25)	ø		3/8" (10 - 25)	ø	
Power cable	2m x 2.5 mm²			2m x 2.5 mm²		
Cable + Earth clamp	1.5m - 22 mm²			2m - 32 mm²		
Cable + Electrode clamp	1.5m - 22 mm²			2m - 32 mm²		

POTENZA 200 Bitension

POTENZA 200 BITENSION

Code 2.318



TECHNICAL DATA

	110V	230V	
Output Power	160	210	A
Voltage	110	230	V
Duty Cycle (30°C)	100	60	%
Electrodes	1.6 - 4.0	1.6 - 5.0	mm
Generator use	7 KVA ±17%	9 KVA ±17%	
Size	47 x 30 x 16		cm
Weight	7		kg
DINSE Connector	1/2" (35 - 50)	ø	
Power cable	2m x 2.5 mm²		
Cable + Earth clamp	2m - 25 mm²		
Cable + Electrode clamp	2m - 25 mm²		
Hammer / Brush	✓		

SOLDADOR TIG HF DV**PROMATIG 170 HF 2T/4T DV**

Code 1.3385

**NEW**

	110V	230V	
Output Power TIG	140	170	A
Output Power MMA	120	160	A
Voltage	110	230	V
Duty Cycle (30°C)	100	100	%
Electrodes	1.6 - 3.2	1.6 - 4.0	mm
Electrodes Tungsteno	1.6 - 2.4		Ø
Generator use	6 KVA ±17%	7 KVA ±17%	
Size	40 x 24 x 14		cm
Weight	4.5		kg
DINSE Connector	3/8" (10 - 25)		Ø
Power cable	2m x 2.5 mm²		
Cable + Earth clamp	1.5m - 16 mm²		
Cable + Electrode clamp	2.5m - 16 mm²		
TIG Torch HF	WP-17 / 4 m		

FLUX 131 MULTI DV**FLUX 131 MULTI DV**

Code 1.3859

**NEW**

	110V	230V	
Output Power	120	130	A
Voltage	110	230	V
Duty Cycle (30°C)	100	60	%
Electrodes	1.6 - 2.5	1.6 - 3.2	mm
Generator use	5 KVA ±17%	6 KVA ±17%	
Size	40.5 x 15.5 x 29		cm
Weight	4.8		kg
DINSE Connector	3/8" (10 - 25)		Ø
Power cable	2m x 2.5 mm²		
Cable + Earth clamp	1.5m - 10 mm²		
Cable + Electrode clamp	1.5m - 10 mm²		
MIG Torch	15 AK - 2 m		

MIG 200 DV**MIG 200 DV**

Code 1.3716

**NEW**

	110V	230V	
Output Power	130	200	A
Voltage	110	230	V
Duty Cycle (30°C)	100	60	%
Electrodes	1.6 - 3.2	1.6 - 5	mm
Diámetro hilo	0.8 - 1		mm
Coil weight	0.5 - 1 - 5		Kg
Generator use	6 KVA ±17%	9 KVA ±17%	
Size	48 x 36 x 22		cm
Weight	9		kg
DINSE Connector	3/8" (10 - 25)		Ø
Power cable	2m x 3 mm²		
Cable + Earth clamp	2m - 32 mm²		
Cable + Electrode clamp	2m - 32 mm²		
MIG Torch	15 AK - 3 m		

TIG Welding



Model	PROMA TIG 140 HF 2T/4T	PROMA TIG 170 HF 2T/4T	POTENZA TIG 170 HF GEK	TIG DC 200 HF B P	TIG AC/DC 200 HF PULSED	TIG AC/DC 315 B HF P
Code	1.3383	1.3384	2.317	1.2886	1.2887	1.3890
Input 50 / 60 Hz Phases	1	1	1	1	1	3
Voltage (V)	230	230	230	230	230	400
Duty Cycle STAYER 30°C (%)	100	100	60	60	60	60
Max. Current (A)	140	170	170	200	200	315
Max. intake (KVA)	5	7	7	9	9	12
Generator Recommended (AVR)*	5	7	7	9	9	12
Max. intake Input (A) I _{max}	23.8	26.9	29.5	33	33	17
Polaridad	DC	DC	DC	DC	AC/DC	AC/DC
Aluminum	X	X	X	X	✓	✓
Coated Electrodes (MMA)	✓	✓	✓	✓	✓	✓
TIG HF (High Frequency no contact)	✓	✓	✓	✓	✓	✓
TIG Pulsed	X	X	X	✓	✓	✓
Max Ø Electrode Tugnsten	2.4	3.2	3.2	3.2	3.2	4
Water cooling	X	X	X	X	X	✓
2T / 4T	✓	✓	X	✓	✓	✓

* Recommended values using Generators AVR (Automatic Voltage Regulator).

Minimum values recommended obtained using the welding equipment at minimum performance in a controlled enviroment under specific conditions.

INVERTER TIG HF -140A - 170A

NEW

PROMATIG 140 HF
2T/4T

Code 1.3383

PROMATIG 170 HF
2T/4T

Code 1.3384

Output Power TIG	140	A	170	A
Output Power MMA	130	A	160	A
Voltage	230	V	230	V
Duty Cycle (30°C)	100	%	100	%
Coated electrodes	1.6 - 3.2	mm	1.6 - 4	mm
Tungsten electrodes	1.6 - 2.4	ø	1.6 - 3.2	ø
Generator use	7 KVA / 230V ±17%		7 KVA / 230V ±17%	
Size	40 x 24 x 14	cm	40 x 24 x 14	cm
Weight	4.2	kg	4.2	kg
DINSE Connector	3/8" (10 - 25)	ø	3/8" (10 - 25)	ø
Power cable	2	m	2	m
Cable + Earth clamp	1.5m - 10 mm ²		1.5m - 16 mm ²	
Cable + Electrode clamp	2.5m - 10 mm ²		2.5m - 16 mm ²	
TIG Torch HF	4	m	SR 17 / 4	m
Torch accessories	✓		✓	
Gas hose	✓		✓	

HIGH FREQUENCY TIG HF (DC) WELDING EQUIPMENT FOR WELDING CARBON STEELS, STAINLESS STEELS, TITANIUM AND ALLOY WELDING. CONFIGURABLE 2T/4T WELDING MODE MMA WELDING PROCESS FOR USE WITH COATED ELECTRODE.

- Highly productive **TIG**, high frequency arcing HF.
- Lightweight equipment with a robust structure and reinforced metal thickness.

- Easy to use, it has **HOT START** (easy arc ignition), **ARC FORCE** (arc stabilization) and **ANTI STICK** (prevents the electrode from sticking) automatically configured by **STAYER** software.

- Ready for Stabilized generators use, with a voltage input deviation of +/-17%.

INVERTER TIG HF -170A

POTENZA TIG 170 HF GEK

Code 2.317



TECHNICAL DATA

Output Power	170	A
Voltage	230	V
Duty Cycle (30°C)	60	%
Coated electrodes	1.6 - 4	mm
Tungsten electrodes	1.6 - 3.2	ø
Generator use	7 KVA / 230V ±17%	
Size	46 x 27 x 14.5	cm
Weight	7	kg
DINSE Connector	1/2" (35 - 50)	ø
Power cable	2	m
Cable + Earth clamp	2m - 25 mm ²	
Cable + Electrode clamp	3m - 25 mm ²	
TIG Torch HF	SR 17 / 4	m
Torch accessories	✓	
Carry Case	✓	

TIG WELDING EQUIPMENT WITH HF (HIGH FREQUENCY) OF THE HIGHEST QUALITY FOR WELDING ALL TYPES OF CARBON STEELS, STAINLESS STEELS, TITANIUM AND ALLOYS. MMA FUNCTION FOR USE WITH COATED ELECTRODE UP TO 170 AMPERES.

- Highly productive in TIG welding, high-frequency contactless ignition (HF).
- Power control and gas post-flow control.

- Reinforced robust metal structure.
- Coated electrodes up to 4MM

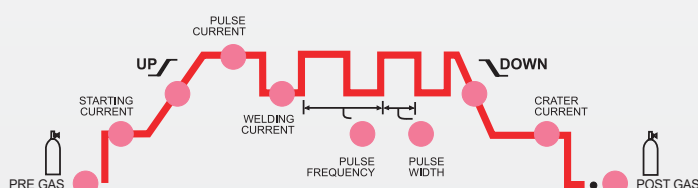
- Easy to use, it has **HOT START** (easy arc ignition), **ARC FORCE** (arc stabilization) and **ANTI STICK** (prevents the electrode from sticking) automatically configured by **STAYER** software.

- Ready for Stabilized generators use, with a voltage input deviation of +/-17%.

INVERTER TIG HF - 200A

TIG DC 200 HF B P

Code 1.2886



TIG WELDING EQUIPMENT, FOR HEAVY DUTY CARBON STEEL, STAINLESS STEEL, TITANIUM & ALLOY WELDING. SUITABLE FOR COATED ELECTRODES UP TO 200 AMPERES

- Configurable pulsed TIG HF welding to control base current, peak current, ramp and active welding times. Duty cycle with 2T/4T, TIG / pulsed TIG functions for all types of materials except Aluminum.
- Reinforced robust metal structure

TECHNICAL DATA

Output Power	200	A
Voltage	230	V
Duty Cycle (30°C)	60	%
Coated electrodes	1.6 - 6	mm
Tungsten electrodes	1.6 - 3.2	Ø
Generator use	9 KVA / 230V ±17%	
Size	50 x 39 x 22	cm
Weight	12	kg
DINSE Connector	1/2" (35 - 50)	Ø
Power cable	2	m
Cable + Earth clamp	2m x 25 mm ²	
Cable + Electrode clamp	2m x 25 mm ²	
TIG Torch HF	WP-17 / 4	m
Torch accessories	✓	
Gas hose	✓	

- Designed and produced under european regulations 2014/35/UE, 2014/30/EU & 2011/65/EU.
- Ready for Stabilized generators use, with a voltage input deviation of +/-17%.

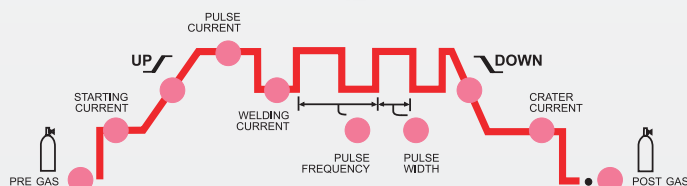
INVERTER TIG AC/DC PULSED - 200A

TIG AC/DC 200 HF PULSED

Code 1.2887



WELDING ALUMINUM



HIGH-FREQUENCY (HF) AC/DC TIG WELDING MACHINE FOR PROFESSIONAL USE, OFFERING MAXIMUM QUALITY FOR WELDING ALL TYPES OF MATERIALS. MMA FUNCTION FOR USE WITH COATED ELECTRODES UP TO 200 AMPS.

- Configurable pulsed TIG HF welding to control base current, peak current, ramp and active welding times. Duty cycle with 2T/4T, TIG / pulsed TIG functions for all types of materials.

TECHNICAL DATA

Output Power	200	A
Voltage	230	V
Duty Cycle (30°C)	60	%
Coated electrodes	1.6 - 6	mm
Tungsten electrodes	1.6 - 3.2	Ø
Generator use	9 KVA / 230V ±17%	
Size	50 x 39 x 22	cm
Weight	12	kg
DINSE Connector	1/2" (35 - 50)	Ø
Power cable	2	m
Cable + Earth clamp	2m x 25 mm ²	
Cable + Electrode clamp	2m x 25 mm ²	
TIG Torch HF	WP-17 / 4	m
Torch accessories	✓	
Gas hose	✓	


- Reinforced robust metal structure
- Designed and produced under european regulations 2014/35/UE, 2014/30/EU & 2011/65/EU.
- Ready for Stabilized generators use, with a voltage input deviation of +/-17%.

INVERTER TIG AC/DC PULSED - 315A

TIG AC/DC 315 B HF P

Code 1.3890

NEW



TECHNICAL DATA

Output Power	315	A
Voltage	3 PH x 400	V
Duty Cycle (30°C)	60	%
Coated electrodes	1.6 - 6	mm
Tungsten electrodes	4	ø
Generator use	12 KVA / 230V ±17%	
Size	76 x 115 x 51.5	cm
Weight	51	kg
DINSE Connector	1/2" (35 - 50)	ø
Power cable	3m x 4 mm ²	m
Cable + Earth clamp	3m - 25 mm ²	
TIG Torch HF	WP-18 / 4	m
Torch accessories	✓	
Gas hose	✓	

PROFESSIONAL TIG WELDING EQUIPMENT, 60% DUTY CYCLE & 315 AMPERES SPECIALLY SUITED FOR INOX, ALUMINUM, ALLOYS & ALL KIND OF STEELS. WATER COOLING, SUITABLE FOR HIGH TEMPERATURE ENVIROMENTS.

- Intuitive control panel managed by microprocessor with software STAYER.
- Professional settings of HF-HV (High Frequency / High Voltage) 2T/4T, optional DC control mode, pulse mode, AC control, ramp control & gas, flow & post flow. Spot welding with and without repetition.

Water cooling for heavy duty heated enviroments & aluminum welding up to 315 Amperes.

- **Optional:** Connector to enable a pedal to control Amps on professional TIG welds.
- Double reactor to generate Alternate Current (AC) to weld aluminum with precession.

- Reinforced robust metal structure, quality components, latest generation EMI filter and double ventilation system.
- Ready for Stabilized generators use, with a voltage input deviation of +/-17%.
- Designed and produced under european regulations 2014/35/UE, 2014/30/EU & 2011/65/EU.



MIG WELDING



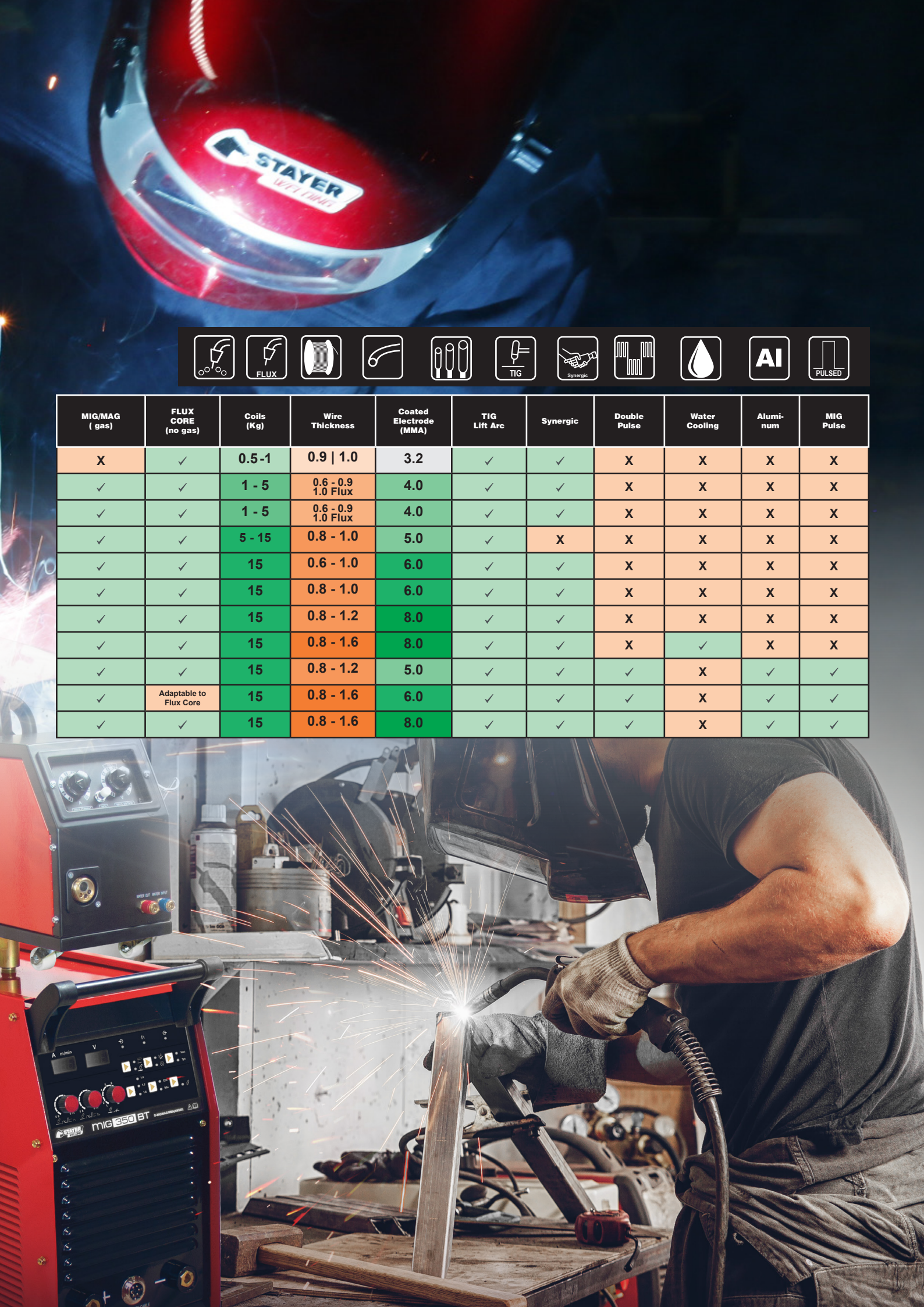
Model	Code	Input 50 / 60 Hz Phases	Voltage (V)	Duty Cycle STAYER 30°C (%)	Max. Current(A)	Max. intake (KVA) AVR*	Max. intake Input (A) I ₁ max	Wire Feeding (Rollers)
MIG 131 MULTI	1.2687	1	230	30	120	5	23.4	2R
MIG 165 MULTI	1.2688	1	230	60	160	7	24.9	2R
MIG 170 TIG HF	1.3942	1	230	60	160	7	24.9	2R
MIG 200 MULTI	1.739	1	230	60	200	9	34	2R
MIG 250 CM	1.2606	1	230	60	250	12	45	4R
MIG 250 CT	1.2683	3	400	60	250	12	14	4R
MIG 350 BT	1.1509	3	400	60	350	15	25.5	4R
MIG 500 BT	1.1510	3	400	60	500	25	41.8	4R
MIG 200 DP	1.2678	1	230	60	200	10	21.5	2R
MIG 280 DP	1.2401	3	400	60	280	14	15	4R
MIG 350 DP	1.2679	3	400	60	350	15	25.5	4R

* Recommended values using Generators AVR (Automatic Voltage Regulator).

Minimum values recommended obtained using the welding equipment at minimum performance in a controlled environment under specific conditions.

For an optimum tool usage we advise using an AVR generator capable of providing maximum intake KVA for the tool.





MIG/MAG (gas)	FLUX CORE (no gas)	Coils (Kg)	Wire Thickness	Coated Electrode (MMA)	TIG Lift Arc	Synergic	Double Pulse	Water Cooling	Alumi- num	MIG Pulse
X	✓	0.5-1	0.9 1.0	3.2	✓	✓	X	X	X	X
✓	✓	1 - 5	0.6 - 0.9 1.0 Flux	4.0	✓	✓	X	X	X	X
✓	✓	1 - 5	0.6 - 0.9 1.0 Flux	4.0	✓	✓	X	X	X	X
✓	✓	5 - 15	0.8 - 1.0	5.0	✓	X	X	X	X	X
✓	✓	15	0.6 - 1.0	6.0	✓	✓	X	X	X	X
✓	✓	15	0.8 - 1.0	6.0	✓	✓	X	X	X	X
✓	✓	15	0.8 - 1.2	8.0	✓	✓	X	X	X	X
✓	✓	15	0.8 - 1.6	8.0	✓	✓	X	✓	X	X
✓	✓	15	0.8 - 1.2	5.0	✓	✓	✓	X	✓	✓
✓	Adaptable to Flux Core	15	0.8 - 1.6	6.0	✓	✓	✓	X	✓	✓
✓	✓	15	0.8 - 1.6	8.0	✓	✓	✓	X	✓	✓

FLUX CORE MIG - 120A

MIG 131 MULTI

Code 1.2687



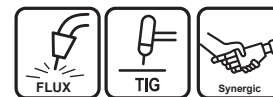
FLUX CORE WIRE WELDING EQUIPMENT FCAW, WITH BUILT-IN MIG TORCH. STAYER MIG MULTI RANGE, FEATURING MMA WELDING PROCESSES FOR USE WITH COATED ELECTRODES AND TIG LIFT ARC INCLUDED.

- Lightweight & multi use equipment for wire welding with built-in torch for coils up to 1/2Kg and 1 kg with no gas required.
- Easy welding process configuration change for 0.9mm and 1mm FLUX core wire, MMA for coated

electrodes, and TIG LIFT with just one button.

- Professional, synergic settings for wire speed & output power with fast response times, synchronizing both values.
- Easy set up without gas tanks required thanks to the Flux Core, flexible and versatile tool.
- For FLUX wire welding, connect the torch return of the equipment to the negative (-) terminal and the ground clamp to the positive (+) terminal.
- Compact design, with carry handle & reduced weight, suitable for domestic use with 16A power intake limit.

- IGBT technology based on the latest generation microprocessor able to use up to 120 Amperes.
- Ready for Stabilized generators use, with a voltage input deviation of +/-17%.
- Designed and produced under european regulations 2014/35/UE, 2014/30/EU & 2011/65/EU



Output Power	120	A
Voltage	230	V
Duty Cycle (30°C)	30	%
Coil weight	0.5 - 1	kg
Coated electrodes	1.6 - 3.2	mm
Tungsten electrodes	1.6 - 2	ø
Generator use	5 KVA / 230V ±17%	
Size	35 x 26 x 16	cm
Weight	4.9	kg
DINSE Connector	3/8" (10 - 25)	ø
Power cable	2m x 1.5 mm²	
Cable + Earth clamp	1.5m - 10 mm²	
Cable + Electrode clamp	2.5m - 10 mm²	
MIG Torch	13 AK / 2.5	m
Included contact tips	0.9	mm
Included rollers	0.8 - 1.0	mm

MIG MULTI RANGE / MIG - MAG

MIG 165 MULTI

Code 1.2688



STAYER MIG MULTI 160-AMP INVERTER EQUIPMENT WITH EUROTORCH CONNECTION FOR MIG/MAG AND FLUX WELDING PROCESSES. MMA WELDING PROCESSES FOR COATED ELECTRODES AND TIG LIFT ARC.

- Easy MIG/MAG mode setup with the option to use gas or FLUX for gasless cored wire.
- With gas, connect the torch to the positive pole (+).
- With flux core, connect the torch to the negative pole (-).
- Efficient and simple wire settings with 2 buttons:

one for speed & other for voltage. A commutator enables different work modes wire (MIG) & Electrode (MMA) & TIG.

- For coils from 0.5 to 5Kg.
- Completely equipped with torches, roller, earth and electrode clamps
- IGBT technology based on a last generation microprocessor able to use up to 160 Amperes.
- Portable & robust: Compact, low weight due to inverter circuits. Quality oversized components.
- Ready for Stabilized generators use, with a voltage input deviation of +/-17%.

TECHNICAL DATA

Output Power	160	A
Voltage	230	V
Duty Cycle (30°C)	60	%
Coated electrodes	1.6 - 4.0	mm
Wire thickness	0.6 - 1.0	mm
Coil weight	0.5 - 1 - 5	kg
Tungsten electrode	1.6 - 2.4	ø
Generator use	7 KVA / 230V ±17%	
Size	42 x 31 x 18	cm
Weight	13	kg
DINSE Connector	3/8" (10 - 25)	ø
Power cable	2	m
Cable + Earth clamp	1.5m - 16 mm²	
Cable + Electrode clamp	2.5m - 16 mm²	
MIG Torch	15 AK / 3 m	
Included contact tips	1.0	mm
Included rollers	0.8 - 1.0	mm


- Designed and produced under european regulations 2014/35/UE, 2014/30/EU & 2011/65/EU.



MIG MULTI RANGE / MIG - MAG

MIG 170 TIG HF

Code 1.3942



5 FUNCTIONS IN 1

MODES:

- MIG / MAG
- MIG / MAG PULSED
- FLUX CORE
- TIG HF
- MMA



TIG GAS INPUT

MIG GAS INPUT

Independent internal welding gas control for TIG and MIG.



COILS up to 5 kg

TECHNICAL DATA

Output Power	160	A
Voltage	230	V
Duty Cycle (30°C)	60	%
Coated electrodes	1.6 - 4.0	mm
Wire thickness	0.6 - 1.0	mm
Coil weight	0.5 - 1 - 5	kg
Tungsten electrode	1.6 - 2.4	ø
Generator use	7 KVA / 230V ±17%	
Size	42 x 31 x 18	cm
Weight	13	kg
DINSE Connector	3/8" (10 - 25)	ø
Power cable	2	m
Cable + Earth clamp	1.5m - 16 mm ²	
Cable + Electrode clamp	2.5m - 16 mm ²	
MIG Torch	15 AK - 3 m	
TIG Torch HF	4	m
Included contact tips	1.0	mm
Included rollers	0.8 - 1.0	

STAYER MIG-TIG MULTI 160-AMP INVERTER EQUIPMENT WITH EUROTORCH CONNECTION FOR MIG/MAG AND FLUX WELDING PROCESSES. TIG TORCH CONNECTION WITH HIGH-FREQUENCY START AND GAS RAMP CONTROL.

MMA WELDING PROCESSES FOR COATED ELECTRODES AND TIG LIFT ARC.

- Easy MIG/MAG mode setup with the option to use gas or FLUX for gasless cored wire.
- With gas, connect the torch to the positive pole (+).
- With flux core, connect the torch to the negative pole (-).

- Professional TIG HF welding mode with gas input and ramp control through the equipment.
- Synergic wire welding adjustment with just two regulators: one for speed control and one for voltage. A switch enables the selection of welding processes: MIG, MAG, FLUX (wire), MMA (coated electrode), and TIG (tungsten electrode).
- All-in-one 4-in-1 equipment.
- Compatible with coils from 0.5 to 5 kg.

MIG MULTI RANGE / MIG - MAG / 200A
MIG 200 MULTI B

Code 1.3626

NEW

TECHNICAL DATA

Output Power	200	A
Voltage	230	V
Duty Cycle (30°C)	60	%
Coated electrodes	1.6 - 5.0	mm
Wire thickness	0.8 - 1.0	mm
Coil weight	5 - 15	kg
Generator use	9 KVA / 230V ±17%	
Size	51 x 42 x 32	cm
Weight	22	kg
DINSE Connector	1/2" (35 - 50)	ø
Power cable	2	m
Cable + Earth clamp	3m - 25 mm²	
Cable + Electrode clamp	3m - 25 mm²	
Wire torch	15 AK - 3 m	
Contact tips	0.8	mm
Included rollers (V)	0.8 - 1.0	mm

HIGH-PERFORMANCE STAYER MIG MULTI INVERTER EQUIPMENT WITH A 60% DUTY CYCLE AND 200 AMPS OF POWER.

- EUROTORCH CONNECTION.

- Designed for MIG, MAG, MMA, and TIG LIFT ARC processes.
- Easy setup in MIG/MAG mode, with the option to use gas or gasless cored wire through simple polarity reversal.

- With gas, connect the torch to the positive pole (+).
- With flux core, connect the torch to the negative pole (-).
- Professional welding adjustment with regulators for wire speed, voltage, and current. A switch enables the transition from wire mode (MIG/MAG) to electrode mode (MMA).
- High capacity, compatible with 5 to 15 kg coils.
- Fully equipped, including MIG torch, drive roller,

ground cable, and electrode cable.

- IGBT technology based on the latest generation microprocessor able to work up to 200 A.
- Portable & robust: Compact, includes wheels for easy handling. Quality oversized components.
- Ready for Stabilized generators use, with a voltage input deviation of +/-17%.

MIG - MAG Synergic / 250A
MIG 250 CM (SINGLE PHASE)

Code 1.2601


MIG 250 CT (TRIPHASIC)

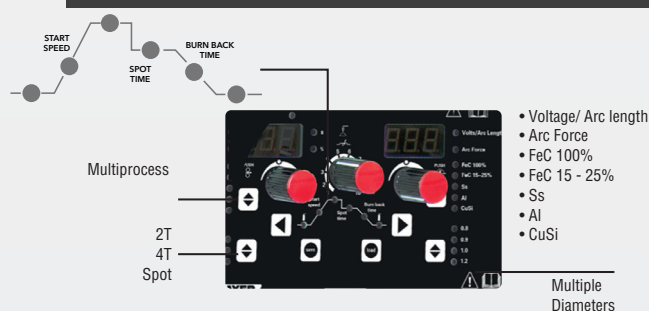
Code 1.2683


TECHNICAL DATA

Output Power	250	A
Voltage	230 / 400	V
Duty Cycle (30°C)	60	%
Coated electrodes	1.6 - 6.0	mm
Wire thickness	0.8 - 1.0	mm
Coil weight	5 - 15	kg
Generator use	12 KVA / 230V ±17%	
Size	89 x 69 x 32.5	cm
Weight	42	kg
DINSE Connector	1/2" (35 - 50)	ø
Power cable	2	m
Cable + Earth clamp	3m - 25 mm²	
Cable + Electrode clamp	3m - 25 mm²	
MIG Torch	25 AK - 3	m
Gas hose	3	m
Included rollers (V)	x2 (0.8 - 1.0)	mm

SYNERGIC MIG-MAG WELDING EQUIPMENT WITH SPOT FUNCTION FOR TACK WELDING AND MMA FOR COATED ELECTRODES.

- Easy polarity inversion for flux core welding.
- Professional wire feeder, featuring dual Push-Pull rollers for smooth wire feeding, with a 60W motor and a stable wire reducer. Compatible with 5-15 kg spools. Includes V-groove rollers for 0.8mm and 1mm wire.
- Two displays for Output Power & Voltage with real time values. Included Spool gun connection.
- Designed and produced under european regulations 2014/35/UE, 2014/30/EU & 2011/65/EU.
- Ready for stabilized AVR 3x400V generators use, with a voltage input deviation of +/-17%.



MIG - MAG Synergic

MIG 350 BT

Code 1.1509

MIG 500 BT

Code 1.1510



MIG 350 BT

Output Power	350	A
Voltage	3 x 400	V
Duty Cycle (30°C)	60	%
Coated electrodes	1.6 - 8.0	mm
Wire thickness	0.6 - 0.8 - 1.0 - 1.2	mm
Coil weight	5 - 15	kg
Generator use	15 KVA / 230V ±17%	
Size	90 x 114 x 30	cm
Weight	45	kg
DINSE Connector	1/2" (35 - 50)	ø
Power cable	3	m
Cable + Earth clamp	3m - 40 mm²	
Cable + Electrode clamp	3m - 40 mm²	
MIG Torch	36AK - 4m	
Flow meter	✓	
Included rollers (V)	x2 (0.8-1.0) / x2 (1.0-1.2)	mm
Liquid cooling	-	

MIG 500 BT

Output Power	500	A
Voltage	3 x 400	V
Duty Cycle (30°C)	60	%
Coated electrodes	1.6 - 8.0	mm
Wire thickness	0.8 - 1.0 - 1.2 - 1.6	mm
Coil weight	5 - 15	kg
Generator use	25 KVA / 230V ±17%	
Size	100 x 160 x 33	cm
Weight	50	kg
DINSE Connector	1/2" (35 - 50)	ø
Power cable	3	m
Cable + Earth clamp	3m - 40 mm²	
Cable + Electrode clamp	3m - 40 mm²	
MIG Torch	501D - 4m	
Flow meter	✓	
Included rollers (V)	x2 (0.8-1.0) / x2 (1.0-1.2) / x2 (1.2-1.6)	mm
Liquid cooling	✓	

INDUSTRIAL MIG/MAG INVERTER WELDING EQUIPMENT, SUPERIOR FOR CONTINUOUS WIRE WELDING, WITH A DETACHABLE TENSION WIRE FEEDER AND MMA PROCESS FOR COATED ELECTRODE WELDING.

- Easy to use with simple control panels with manual/classical/synergic modes.

- Professional detachable and portable wire feeder, extendable up to 10 meters from the main unit for welding in elevated, distant, or hard-to-reach areas, equipped with an 85W motor and 4 Push-Pull rollers.

- Secure and stable wire reducer, compatible with spools ranging from 5 to 15 kg.

- Intelligent amperage and voltage control directly from the wire feeder unit.

- Adjustable Arc Force to weld all types of electrodes.

- Easy polarity inversion for flux core welding.

- Two displays for Amperage & Voltage with real time values. Included Spool gun connection.

- Designed and produced under european regulations 2014/35/UE, 2014/30/EU & 2011/65/EU.

- Ready for stabilized AVR 3x400V generators use, with a voltage input deviation of +/-17%.

MIG - MAG SYNERGIC DOUBLE PULSED / 200A

MIG 200 DOUBLE PULSED

Code 1.2678



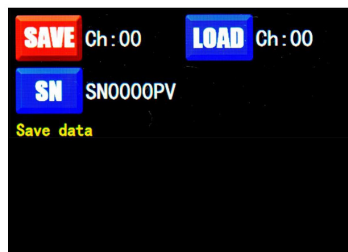
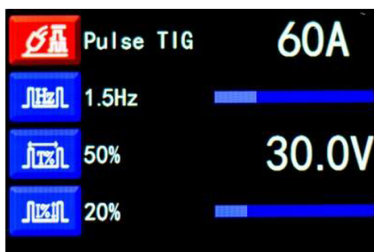
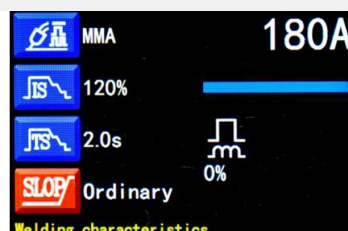
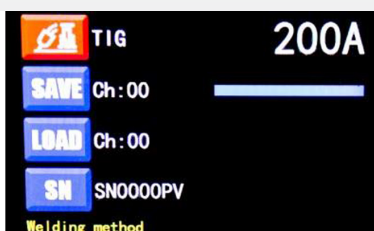
TECHNICAL DATA

Output Power	200	A
Voltage	230	V
Duty Cycle (30°C)	60	%
Coated electrodes	1.5 - 5.0	mm
Wire thickness	0.8 - 1.0 - 1.2	mm
Coil weight	5 - 15	kg
Generator use	10 KVA / 230V ±17%	
Size	58 x 40 x 27	cm
Weight	17.5	kg
DINSE Connector	1/2" (35 - 50)	ø
Power cable	2	m
Cable + Earth clamp	2m - 25 mm ²	
Cable + Electrode clamp	2m - 25 mm ²	
MIG Torch steel	24 AK - 3 m	
MIG Torch Aluminum	24 AK - 2 m	
Rollers V	x2 (0.8 / 1.0)	mm
Rollers U	x4 (1.0 / 1.2)	mm

INDUSTRIAL INVERTER SINGLE-PHASE WELDING EQUIPMENT FOR NON STOP WIRE WELDING, MMA & MIG, INTELLIGENT SYNERGIC SETTINGS & GREAT DIGITAL DISPLAY 60% DUTY CYCLE.

- Professional single-phase 230V equipment with 200 amps and a compact size for MIG/MAG, Pulsed-Dual Pulsed MIG/MAG, MMA, and TIG welding processes.
- Synergic system suitable for all kind of carbon steel & inox, magnesium / silicon aluminums & copper.
- Great LCD screen with intuitive controls, to completely control and adjust the welding parameters.
- Spray mode without spatter in all positions thanks to the pulses.
- Built in microprocessor MCU for a fast and easy welding setting & control.
- Memory to store welding settings.

- Sequence modes included: **2T, 4T, 4TH & Spot** in the MIG/MAG welding process.
- Optimized settings for 0.8, 1.0 & 1.2mm wire.
- Includes two Torches 25mm². A short one special for aluminum & other for steels.
- Feeder with 4 rollers, including four special 'U' shaped rollers for Aluminum and two 'V' rollers and two flat rollers for steel.
- Designed and produced under european regulations 2014/35/UE, 2014/30/EU & 2011/65/EU..
- Temperature & overcharge protection controlled by software.
- Ready for Stabilized generators use, with a voltage input deviation of +/-17%..




MIG - MAG SYNERGIC DOUBLE PULSED

MIG 280 DOUBLE PULSED

Code 1.2401

MIG 350 DOUBLE PULSED

Code 1.2679



MIG 280 DOUBLE PULSED

Output Power	280	A
Voltage	3 x 400	V
Duty Cycle (30°C)	60	%
Coated electrodes	1.6 - 6.0	mm
Wire thickness	0.8 - 1.0 - 1.2 - 1.6	mm
Coil weight	5 - 15	kg
Generator use	14 KVA / 400V ±17%	
Size	53 x 64 x 29.5	cm
Weight	34	kg
DINSE Connector	1/2" (35 - 50)	ø
Power cable	2.5	m
Cable + Earth clamp	2m - 25 mm²	
Cable + Electrode clamp	3m - 25 mm²	
MIG Torch Aluminum	24 AK 2 m	
MIG Torch Steel	24 AK 4 m	
Rollers V	2x (0.8 / 1.0) - 2x (1.2 / 1.6)	mm
Rollers U	x4 (1.0 / 1.2)	mm
Rollers Flat	2	

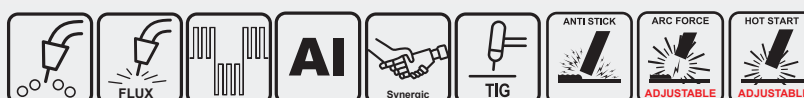
MIG 350 DOUBLE PULSED

Output Power	350	A
Voltage	3 x 400	V
Duty Cycle (30°C)	60	%
Coated electrodes	1.6 - 8.0	mm
Wire thickness	0.8 - 1.0 - 1.2 - 1.6	mm
Coil weight	5 - 15	kg
Generator use	15 KVA / 400V ±17%	
Size	77.5 x 94 x 40	cm
Weight	46.5	kg
DINSE Connector	1/2" (35 - 50)	ø
Power cable	3	m
Cable + Earth clamp	2.5m - 25 mm²	
Cable + Electrode clamp	2.5m - 25 mm²	
MIG Torch Aluminum	36 AK - 2 m	
MIG Torch Steel	36 AK - 3 m	
Rollers V	x2 (0.8 / 1.0)	mm
Rollers U	x4 (1.0 / 1.2)	mm
Rollers Flat	2	

PROFESSIONAL INDUSTRIAL INVERTER EQUIPMENT, 400V THREE-PHASE WITH INTELLIGENT SYNERGIC ADJUSTMENT AND HIGH POWER FOR MIG/MAG WELDING, MIG/MAG PULSED - DOUBLE PULSED, MMA, AND TIG WITH 60% DUTY CYCLE.

- MIG/MAG welding process with 2T, 4T, 4TH, and Spot (spot welds) modes, featuring a configurable **Synergic system** for welding all types of **carbon steels, stainless steels, aluminum-magnesium/silicon alloys, and copper.**
- **Spray mode with no spatter in all positions thanks to the pulses.**
- Optimized settings for 0.8, 1.0, 1.2 mm wire.
- Included external Hot Start & Arc Force regulation for professional MMA welding.

- Includes two Torches 25mm². A short one special for aluminum & other one for steels.
- Feeder with 4 rollers, including four special 'U' shaped rollers for Aluminum and two 'V' rollers and two flat rollers for steel.
- Advanced modular managed by 2 Microprocessors for a long lifespan.
- Easy transport & storage: Compact tool & low mass. Included gas tank tray
- Designed and produced under european regulations 2014/35/UE, 2014/30/EU & 2011/65/EU.
- Temperature & overcharge protection controlled by software.
- Low consumption: Max 15 Amperes per phase.
- Ready for Stabilized generators use, with a voltage input deviation of +/-17%.



Cutting with PLASMA



Model	PLASMA 40 COM B GE	PLASMA 45 PFC GE	PLASMA 100 B T GE
Code	1.3850	1.3770	1.3521
Input 50 / 60 Hz Phases	1	1	3
Voltage (V)	230	230	400
Duty Cycle STAYER 30°C (%)	60	60	60
Max. Current (A)	40	45	Plasma 100 Electrode 300
Max generator (KVA)	7	6	11
Recommended Generator (AVR)*	7	6	12
Max. intake Input (A) L _{1max}	31	24	28
Cutting capacity	12	24	40
Coated Electrodes (MMA)	X	X	✓
Built-in Compressor	✓	X	X
High Frequency cutting (HF)	X	✓	✓
Air hose	✓	✓	✓

* Recommended values using Generators AVR (Automatic Voltage Regulator).

Minimum values recommended obtained using the welding equipment at minimum performance in a controlled environment under specific conditions.

For an optimum tool usage we advise using an AVR generator capable of providing maximum intake KVA for the tool.

INVERTER PLASMA CUTTERS

PLASMA 40 COM B GE

Code 1.3850

PLASMA 45 PFC GE

Code 1.3770

PLASMA 100 B T GE

Code 1.3521


NEW

**PLASMA
40 COM B GE**

**PLASMA
45 PFC GE**

**PLASMA
100 B T GE**

Output Power	40	A
Voltage	230	V
Duty Cycle (30°C)	60	%
Coated electrodes	-	mm
Capacidad de corte	12	mm
Compresor integrado	1	HP
Generator use	7 KVA / 230V ±17%	
Size		cm
Weight		kg
DINSE Connector	3/8" (10 - 25)	ø
Power cable	2m x 2.5 mm ²	
Cable + Earth clamp	2m x 6 mm ²	
Cable + Electrode clamp	-	
Torch Plasma	IPT 40 / 4m	
TIG Torch	-	
Air hose	-	m

	45	A
	230	V
	60	%
	-	mm
	25	mm
	-	
	6 KVA / 230V ±17%	
	46.7 x 18 x 32.4	cm
	10.1	kg
	3/8	ø
	2m x 2.5 mm ²	
	3m x 6 mm ²	
	-	
	PT 45 / 4m	
	-	
	3	m

	100 - 300	A
	3 x 400	V
	60	%
	1.6 - 8	mm
	40	mm
	-	
	12 KVA / 230V ±17%	
	62 x 50 x 32	cm
	30	kg
	1/2" (35 - 50)	ø
	3m x 2.5 mm ²	
	3m x 16 mm ²	
	-	
	P 80 / 6m	
	-	
	3	m

- PROFESSIONAL PLASMA METAL CUTTING SYSTEM BY INVERTER TECHNOLOGY.

- Ready for clean and fast cuts of all kind of metals and alloys execution.
- Solid construction under European specifications: 2014/35/EU, 2014/30/EU, 2011/65/EU and IEC 60974.
- Fabricated for production works in severe-service industrial production for metallic constructions, yards, scrapping, boiler making and maintenance.
- 40/45A with 100 VDC no-load for PLASMA 40 COM B and PLASMA 45 PFC.
- 100A with 130VDC no-load for PLASMA 100 BT. All at 60% duty cycle.
- The PLASMA 40 COM GE mobility equipment includes an intern 1 HP internal compressor for autonomy, with no need for the equipment to be connected to the compressed air installation.
- Heavy-duty metalworking equipment with internal

reinforcements to withstand impacts. Steel blades for increased durability and resistance.

- Advanced design and high-quality electronical components, including commutators and high-range HF rectifiers, toroidal power transformers and top brand components. Modular design for easy service.
- Extended resistance to the power input. Bears up to 270Vac in monophasic equipment and up to 470Vac in triphasic ones under 50m extension cords conditions.
- Ready for all kind of capacitor stabilized generators, AVR or sine-wave inverter
- Every model includes cutting torches, air hose and earth clamp cables.

New PLASMA 45 PFC

Plasma cutting inverter with PFC (Power Factor Correction).

Very high efficiency in a compact size, capable of cutting metals up to 25mm thick with a maximum output current of 45 amperes.

Welding Accessoires



ELECTRODES**± 500 kg for Pallet**

Code	DESCRIPTION	mm	Box Kg	Nº units
38.944	Rutile E-6013	2.5	1	57
38.945	Rutile E-6013	3.2	1	30
38.946	Rutile E-6013	4.0	1	18
38.951	Rutile E-6013	2.5	5	285
38.952	Rutile E-6013	3.2	5	150
38.854	Rutile E-6013	4.0	5	90

Code	DESCRIPTION	mm	Box Kg	Nº units
38.947	Basic E-7018	2.5	1	44
38.948	Basic E-7018	3.2	1	30

Code	DESCRIPTION	mm	Box Kg	Nº units
38.949	INOX E-308L-16	2.5	1	68
38.950	INOX E-308L-16	3.2	1	57

Code	DESCRIPTION	mm	Box Kg	Nº units
38.865	Aluminum	2.5	2	50
38.866	Aluminum	3.2	2	34

The number of units may vary.

FLUX CORE COILS

**0.9 MM / 0.45 KG / E71T
GS ISO-EN-17632**

Code 2.797



**0.9 MM / 1 KG / E71T
GS ISO-EN-17632**

Code 2.798



**0.9 MM / 5 KG / E71T
GS ISO-EN-17632**

Code 2.799



**1.2 MM / 15 KG / E71T
1C**

Code 2.796

CARBON STEEL WIRE COILS

0.8 MM / 1 KG / ER70S - 6
Code 2.767

1.0 MM / 1 KG / ER70S - 6
Code 2.772



0.8 MM / 5 KG / ER70S - 6
Code 2.765

1.0 MM / 5 KG / ER70S - 6
Code 2.766

AUTOMATIC MASK WITHOUT FILTER ADJUSTMENT

AS - ONE

Code 1.3902



NEW

Check availability.

Filter	110 x 90	mm
Vision Area	91 x 39	mm
Light mode protection	4	DIN
Dark mode protection	11	DIN
Protection UV/IR	15	DIN
Time light > dark	1 / 20000	s
Time dark > light	0.1 - 1.0	s
Adjustable sensitivity	-	
Usage temperature	-5 / +55	°C
Weight	400	gr
Battery Filter	Built-in lithium battery with solar charging.	
Suitable for Grinding	✓	



For all types of welding

AS - R

Code 1.1792



Filter	110 x 90	mm
Vision Area	92 x 35	mm
Light mode protection	4	DIN
Dark mode protection	9 / 13	DIN
Protection UV/IR	15	DIN
Time light > dark	1 / 20000	s
Time dark > light	0.4	s
Adjustable sensitivity	-	
Usage temperature	-5 / +55	°C
Weight	500	gr
Battery Filter	Built-in lithium battery with solar charging.	
Suitable for Grinding	✓	

For all types of welding

AUTOMATIC MASK WITH ADJUSTABLE DARKENING REGULATOR.

AS - ESSENTIAL

Code 1.3903



NEW

Check availability.

Filter	110 x 90	mm
Vision Area	96 x 39	mm
Light mode protection	3	DIN
Dark mode protection	9 / 13	DIN
Protection UV/IR	16	DIN
Time light > dark	0.06	ms
Time dark > light	0.1 - 1.0	s
Adjustable sensitivity	✓	
Usage temperature	-5 / +55	°C
Weight	460	gr
Battery Filter	1x Replaceable CR2450 battery, with solar charging.	
Suitable for Grinding	✓	



For all types of welding

AS - 1D

Code 1.1841



Filter	110 x 90	mm
Vision Area	92 x 35	mm
Light mode protection	4	DIN
Dark mode protection	9 / 13	DIN
Protection UV/IR	15	DIN
Time light > dark	1 / 20000	s
Time dark > light	0.2 - 0.8	s
Adjustable sensitivity	✓	
Usage temperature	-5 / +55	°C
Weight	440	gr
Battery Filter	2x Replaceable AAA batteries, with solar charging.	
Suitable for Grinding	✓	

For all types of welding

AS - RT

Code 1.2151



CARNIVAL 1 (AUTO)

Code 1.2025



CARNIVAL 3 (FIRE)

Code 1.2024



Filter	110 x 90	mm
Vision Area	92 x 35	mm
Light mode protection	4	DIN
Dark mode protection	9 / 13	DIN
Protection UV/IR	15	DIN
Time light > dark	1 / 20000	s
Time dark > light	0.2 - 0.8	s
Adjustable sensitivity	✓	
Usage temperature	-5 / +55	°C
Weight	500	gr
Battery Filter	2x AAA batteries, replaceable, with solar charging.	
Suitable for Grinding	✓	

AUTOMATIC MASK WITH ADJUSTABLE DARKENING REGULATOR

AS - X

Code 1.1059



Highly versatile professional helmet for all welding processes.

Filter	110 x 90 x 9	mm
Vision Area	91 x 41	mm
Light mode protection	4	DIN
Dark mode protection	9 / 13	DIN
Protection UV/IR	16	DIN
Time light > dark	1 / 25000	s
Time dark > light	0.2 / 0.8	s
Adjustable sensitivity	✓	
Usage temperature	-5 / +55	°C
Weight	430	gr
Filter lifespan	2 Años	
Battery Filter	Built-in lithium battery with solar charging.	
Suitable for Grinding	✓	

AS - XL

Code 1.1386



Professional with a large viewing area for all welding processes, specially for TIG.

Filter	114 x 133	mm
Vision Area	100 x 60	mm
Light mode protection	4	DIN
Dark mode protection	5-9 / 9-13	DIN
Protection UV/IR	16	DIN
Time light > dark	1 / 30000	s
Time dark > light	0.2 / 0.8	s
Adjustable sensitivity	✓	
Usage temperature	4	
Weight	-5 / +55	°C
Filter lifespan	440	gr
Battery Filter	1x CR2450 battery, replaceable, with solar charging.	
Suitable for Grinding	✓	



- Solar powered filter
- Automatic regulation DIN 9/13.
- Grind mode for grinding.
- Adjustable sensitivity and lightening speed.



- Solar powered filter
- Area filter of 100 x 60mm adjustable
- Recommended for TIG welding
- Automatic regulation 5-9 / 9-13.
- Adjustable sensitivity and lightening speed.
- Rechargeable batteries.

AS INFINITY V

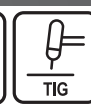
Code 1.3904

LED LIGHT INDICATOR WITH BATTERY (USB CHARGING)

QUICK CHANGE AND MODE ADJUSTMENT



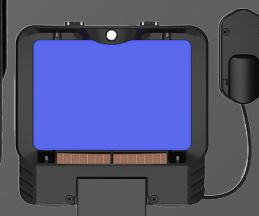
Filter	143 x 133	mm
Vision Area	116 x 81	mm
Light mode protection	3	DIN
Dark mode protection	4 - 8 / 9 - 13	DIN
Protection UV/IR	16	DIN
Time light > dark	0.05	ms
Time dark > light	0.05 - 2.0	s
Adjustable sensitivity	✓	
Número de sensores	4	
Usage temperature	-5 / +55	°C
Weight	600	gr
Battery Filter	2x CR2450 batteries, replaceable, with solar charging.	
Suitable for Grinding	✓	



NEW

Check availability.

- Solar powered filter
- Area filter of 116 x 81 mm.
- Front lighting.
- Quick adjustment of settings and modes.
- Enhanced harness.
- Rechargeable batteries.



CONSUMABLES FOR WELDING MASKS



CODE	MODEL	INTERNAL PROTECTOR	EXTERNAL PROTECTOR	FILTER	HARNESS	HAMESS FIXATION SET	SWEAT BAND
1.1792	AS - R	4020.57	4020.8	4020.53	4020.55	4020.56	4020.32
1.2151	AS - RT	4020.57	4020.8	4020.61	4020.55	4020.56	
1.1606	AS - 1D	4020.59	4020.58	4020.61	4020.60	4020.56	
1.1059	AS - X	4020.13	4020.8	4020.18	4020.19	4020.24	
1.1386	AS - XL	4020.30	4020.29	4020.27	4020.42	4020.43	
1.3904	AS - INFINITY V	391.3	391.1	391.2	391.4	-	391.6
1.3903	AS - ESSENCIAL	391.10	391.8	391.13	391.11	-	391.14
1.3902	AS - ONE	391.10	391.8	391.9	391.11	-	391.14

TUNGSTEN ELECTRODES (10 Uds)

2% Thorium $\phi 1.6 \times 150$ mm - EWTh-2 - RED (CARBON STEEL) ANSI/AWS A5.12M-98 ISO 6848

Code 2.250

2% Thorium $\phi 2.4 \times 150$ mm - EWTh-2 - RED (CARBON STEEL) ANSI/AWS A5.12M-98 ISO 6848

Code 2.303

2% Lanthanum $\phi 1.6 \times 150$ mm - EWL a-2 BLUE (STEEL - Aluminum) ANSI/AWS A5.12M-98 ISO 6848

Code 2.848

2% Lanthanum $\phi 2.4 \times 150$ mm - EWL a-2 BLUE (STEEL - Aluminum) ANSI/AWS A5.12M-98 ISO 6848

Code 2.852

Pure Tungsten $\phi 1.6 \times 150$ mm - EWP GREEN (Aluminum) - ANSI/AWS A5.12M-98 ISO 6848

Code 2.781

Pure Tungsten $\phi 2.4 \times 150$ mm - EWP GREEN (Aluminum) - ANSI/AWS A5.12M-98 ISO 6848

Code 2.430



FILLER RODS

CARBON STEEL $\phi 1.6\text{MM} \times 1\text{M}$ ER70S - 6 (1 KG)

Code 2.784

INOX (10 UDS) 316L $\phi 1.6\text{MM} \times 1\text{M}$

Code 2.803



$\phi 1.6\text{mm} \times 1\text{m}$

MAGNETIC SQUARE**<25 KG**

Code 8110.777

**HAMMER / BRUSH**

Code 8110.1226

**ELECTRODE CLAMP****300A**

Code 8110.637

500A

Code 38.259

**MALE DINSE CONNECTOR****3/8" (X2 UDS)**

Code 38.232

1/2"

Code 38.233

**CONTACT TIPS****STEEL 0.8MM
M6 - 5 UNITS**

Code 2.782

**STEEL 0.9MM
M6 - 5 UNITS**

Code 2.783

**STEEL 1.0MM
M6 - 5 UNITS**

Code 2.786

**EARTH CLAMP****300A**

Code 8110.638

500A

Code 8110.1228

**CABLE + GROUND CLAMP
4 METERS - 1/2"****SPECIAL FOR PROMAX 185/230**Valid for all welding equipment with 1/2"
(25-50) DINSE Connector.
4m x 32 mm²

Code 4120.354

Check availability.

**FEMALE DINSE CONNECTOR****3/8" (X2 UDS)**

Code 2.552

1/2"

Code 2.680

**3/8" (1 UDS)**

(CITYWORK - SUPER PLUS)

Code 8142.1135

**CONIC NOZZLES MIG 13AK/15AK****3 UNITS**

VALID FOR 13AK AND 15AK

Code 2.787

**FLOWMETER****ARGON & CO2**

Code 38.875

**CHISEL / HAMMER****500 GR**

Code 8110.1225

**FIXED PROTECTION - MASKS****ANZI 2000**Indivisible box of 5 masks
(Handheld screen)

Code Unitary 8110.3310



Filter	107 x 50.5	mm
Vision Area	89 x 45	mm
Light mode protection	10	DIN
Dark mode protection	10	DIN
Protection UV/IR	10	DIN
Adjustable sensitivity	-	
Usage temperature	-5 / +55	°C
Weight	275	gr
Units per box	x5	

KIT MMA

Code	8110.3345	8110.3308	8110.1159
Cable + Earth clamp	2m x 16mm ²	3m x 16mm ²	2m x 25mm ²
Cable + Electrode clamp	2.5m x 16mm ²	4m x 16mm ²	3m x 25mm ²
DINSE Connector	3/8" (10-25)	3/8" (10-25)	1/2" (25-50)

ADJUSTABLE ELECTRODE HOLDER

CABLE + ADJUSTABLE ELECTRODE HOLDER CLAMP 4M

PROGRESS 160 ADVANCED
4 Meters - 16 mm² - DINSE 3/8"
Code 8110.5016

PROGRESS 200 ADVANCED
4 Meters - 25 mm² - DINSE 1/2"
Code 8110.5017



CABLE + ADJUSTABLE ELECTRODE HOLDER CLAMP WITH HF

PROMAX 185 / 230 HF
4 Meters - 32 mm² - DINSE 1/2"
Code 4120.312
8 meters - 32 mm² - DINSE 1/2"
(Check availability)
Code 4120.353



TORCHES MIG / MAG

TORCHES 13 AK-M6

2.5 Metros
MIG 131

Code 8110.3481



TORCHES 25 AK-M6

EUROTORCH
MIG 250 C

Code 38.306 - 3m
Code 38.484 - 4m



TORCHES 15 AK-M6

4M EUROTORCH
MIG 165/170/200 MULTI B

Code 38.483



TORCHES 36 AK-M8

EUROTORCH STEEL
MIG 350 BT
MIG 350 DP

Code 38.806 - 3m
Code 38.896 - 4m



TORCHES 24 AK-M6

4M EUROTORCH
STEEL
MIG 200 DP
MIG 280 DP

Code 8346.55



TORCHES 36 AK-M8

2M EUROTORCH
ALUMINUM
MIG 350 DP

Code 38.910



TORCHES 24 AK-M6

2M EUROTORCH
ALUMINUM
MIG 200 DP
MIG 280 DP

Code 8346.56



TORCHES 501 D - M8

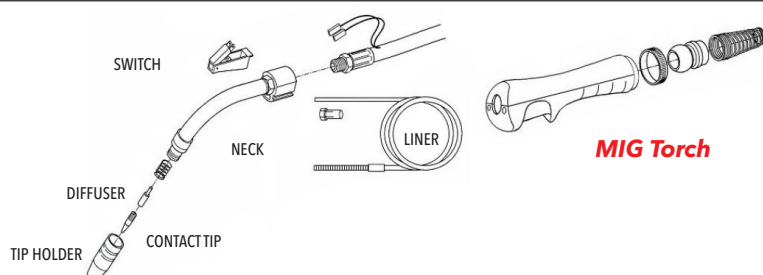
4M EUROTORCH
MIG 501 D
MIG 500 BT

With cooling

Code 38.486



Model Torch				Steel contact tip				Aluminum contact tip				Steel Liner			Aluminum Liner					
Cod.	Torch	Tool	Nozzle	0.6	0.8	0.9	1.0	1.2	0.8	1.0	1.2	Tip HolDer	Neck	Switch	0.8	1.0	1.2	0.8	1.0	1.2
8110.3481	13 AK	MIG 131 Multi	38.735		38.50	2.812	38.51						8110.1166	8110.1167						
38.483	15 AK	MIG 165/170/200B	38.735	38.612	38.50		38.51		38.52	38.53		38.721	38.742	38.613	38.523			38.540		
8346.55	24 AK	MIG 200/280 DP	8346.68		8346.62		8346.63	8346.64	38.62	8346.66	8346.67	8346.69								
38.484	25 AK	MIG 250 C	38.81		38.54		38.55	38.56	38.57	38.745	38.58	38.722	38.746							
38.896	36 AK	MIG 350 BT / DP	38.69		38.59		38.60	38.61	38.62	38.63	38.64	38.809	38.752	38.747	38.750	38.751		38.749	38.748	
38.910	501 D	MIG 500 BT	38.568		38.542		38.543	38.544	38.545	38.66	38.546	38.736	38.737		38.553	38.556	38.559	38.554	38.557	38.560



PLASMA TORCHES

PLASMA SG 55



PLASMA IPT 40



PLASMA PT 45



PLASMA LT 100



PLASMA P-80

**PLASMA SG 55 (4M)
FOR PLASMA 40 MULTI GE**

Code 4120.170

**PLASMA IPT 40 (6M)
FOR PLASMA 40 COM GE**

Code 4120.171

**PLASMA PT 45 (4M)
FOR PLASMA 45 PFC**

Code 4120.376

**PLASMA LT 100 (6M)
FOR PLASMA 100 TGE**

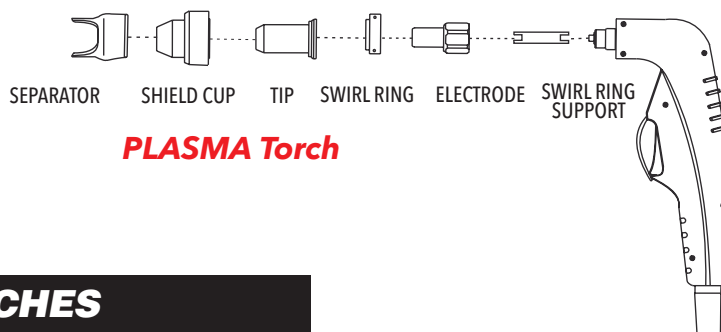
Code 4120.169

**PLASMA P-80 (6M)
FOR PLASMA 100 B**

Code 4120.307

Consumables for PLASMA Torches

Equipment	Model	Electrode	SWIRL RING	TIP	SHIELD CUP	Support Diffuser	Spacer
PLASMA MULTI 40	SG 55	4120.180	-	4120.179	4120.178	-	-
PLASMA 40 COM	IPT 40	4120.174	4120.175	4120.176	4120.177	-	4120.425
PLASMA 45 PFC	PT 45	4120.377	4120.382	4120.378	4120.379	-	4120.381
PLASMA 100	LT 100	4120.148	4120.145	4120.146	4120.147	4120.144	38.21
PLASMA 100 B T	P 80	4120.310	-	4120.309	4120.308	-	4120.311

**PLASMA Torch****TIG TORCHES**

**WP-17V UNIVERSAL
DINSE 3/8" GAS 1/2" - 3M**

Code 38.85



**WP-17V UNIVERSAL
DINSE 1/2" GAS 1/2" - 4M**

Code 38.87



**SR-17 PLASMA MULTI
40 COM
DINSE 1/2"
M16 X 1.5 - 4M**

Code 4120.172



**SR-17 PROMATIG 140/170 HF
POTENZA TIG 170 HF
TIG DC 200 HF B P
TIG AC/DC 200 HF PULSED
GAS M16 X 1.5 - 4M**

Code 38.713



**SR-18 TIG AC/DC 315 HF P
WATER DINSE 1/2"
GAS M10 X 1 - 3M**

Code 4019.125

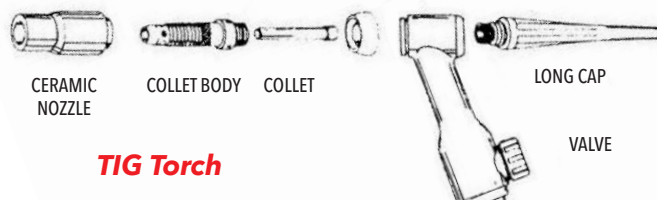


**PRO MAX HF 4M
EXCLUSIVE FOR
PROMAX 185/230
PROMAX ADVANCED 185/230**

Code 38.955

**Consumables for TIG Torches****Collet****Collet BODY****Ceramic Nozzle**

Torch	Long Cap	Valve Cap	1.0	1.6	2.0	2.4	3.2	4.0	1.0	1.6	2.0	2.4	3.2	4.0	GR-4	GR-5	GR-6	GR-7	GR-8
UNIVERSAL	2.310	2.311	2.330	2.305	2.331	2.306	2.332	2.333	2.334	2.308	2.335	2.307	2.336	2.337	2.338	2.339	38.443	2.340	2.341

**TIG Torch**



STAYER

WELDING 2025



STAYER IBÉRICA S.A.
Street Sierra de Cazorla, 7
Área Empresarial de Andalucía,
Sector 1. 28320 Pinto (Madrid) Spain

Tel.: 91 691 86 30

email: helpdesk@grupostayer.com
www.stayer.es

STAYER srl
36015 Schio (VI) Italia
Via Lago di Costanza, 20

Tel.: +39 0445 621 244

email: info@stayeritalia.it
www.stayeritalia.it



This catalog is intended for Export.
The photographs in this catalog are purely indicative.
The company reserves the right to modify or change them without prior notice.
2025 - Stayer Group - Design and Marketing Department.

English see - 1/2025